

#	USA State ↕	Total Cases ↕	New Cases ↕	Total Deaths ↕	New Deaths ↕	Total Recovered ↕	Active Cases ↕	Tot Cases/ 1M pop ↕	Deaths/ 1M pop ↕	Total Tests
	USA Total	48,287,925		787,984		38,260,784	9,239,157	145,884	2,381	727,0
1	<u>California</u> (/coronavirus/usa/california/)	4,898,446		73,681		N/A	N/A	123,973	1,865	107,8
2	<u>Texas</u> (/coronavirus/usa/texas/)	4,296,314		73,452		4,145,637	77,225	148,170	2,533	46,7
3	<u>Florida</u> (/coronavirus/usa/florida/)	3,721,727		60,846		3,483,091	177,790	173,283	2,833	42,9
4	<u>New York</u> (/coronavirus/usa/new-york/)	2,729,850		57,625		2,283,814	388,411	140,326	2,962	78,5
5	<u>Illinois</u> (/coronavirus/usa/illinois/)	1,752,502		29,083		1,634,773	88,646	138,299	2,295	37,5
6	<u>Pennsylvania</u> (/coronavirus/usa/pennsylvania/)	1,660,087		32,633		1,527,280	100,174	129,674	2,549	19,3
7	<u>Georgia</u> (/coronavirus/usa/georgia/)	1,651,952		30,027		1,314,238	307,687	155,589	2,828	17,3



8										
9	North Carolina (/coronavirus/usa/north-carolina/)	1,510,086		18,514		1,466,246	25,326	143,981	1,765	19,8
10	Michigan (/coronavirus/usa/michigan/)	1,387,938		24,684		1,048,073	315,181	138,976	2,472	18,9
11	Tennessee (/coronavirus/usa/tennessee/)	1,300,452		16,789		1,271,057	12,606	190,426	2,458	10,5
12	Arizona (/coronavirus/usa/arizona/)	1,223,892		21,752		1,117,891	84,249	168,147	2,988	6,1
13	New Jersey (/coronavirus/usa/new-jersey/)	1,223,455		28,220		1,113,771	81,464	137,742	3,177	16,0
14	Indiana (/coronavirus/usa/indiana/)	1,061,791		17,191		986,155	58,445	157,718	2,554	15,0
15	Virginia (/coronavirus/usa/virginia/)	949,803		14,443		N/A	N/A	111,277	1,692	14,3
16	Wisconsin (/coronavirus/usa/wisconsin/)	937,212		9,777		N/A	N/A	160,966	1,679	12,0
17	South Carolina (/coronavirus/usa/south-carolina/)	909,905		14,064		810,349	85,492	176,725	2,732	12,1
18	Massachusetts (/coronavirus/usa/massachusetts/)	884,299		19,235		N/A	N/A	128,299	2,791	32,4
19	Missouri (/coronavirus/usa/missouri/)	875,947		13,179		718,828	143,940	142,722	2,147	11,0
20	Minnesota (/coronavirus/usa/minnesota/)	851,802		9,217		820,787	21,798	151,039	1,634	14,3
21	Alabama (/coronavirus/usa/alabama/)	840,991		16,025		N/A	N/A	171,519	3,268	6,1
22	Colorado (/coronavirus/usa/colorado/)	796,412		9,027		589,792	197,593	138,296	1,568	12,7
23	Kentucky (/coronavirus/usa/kentucky/)	766,830		10,354		N/A	N/A	171,640	2,318	10,2
24	Louisiana (/coronavirus/usa/louisiana/)	766,391		14,724		N/A	N/A	164,858	3,167	11,3
25	Washington (/coronavirus/usa/washington/)	761,910		9,112		323,707	429,091	100,055	1,197	9,8
26	Oklahoma (/coronavirus/usa/oklahoma/)	656,574		11,088		637,270	8,216	165,928	2,802	4,6
27	Utah (/coronavirus/usa/utah/)	579,376		3,398		542,385	33,593	180,719	1,060	7,0

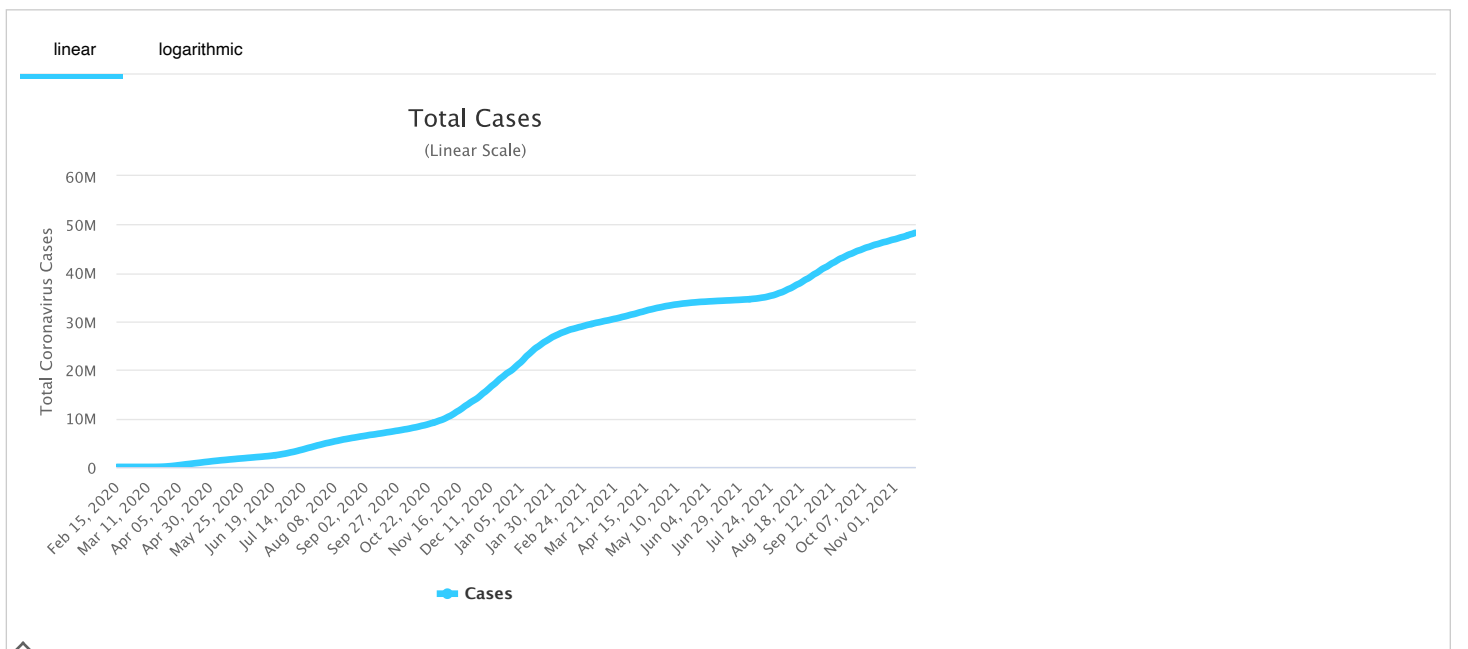



28	(/coronavirus/usa/maryland/)									
29	Iowa (/coronavirus/usa/iowa/)	549,236		7,268		472,324	69,644	174,080	2,304	6,9
30	Arkansas (/coronavirus/usa/arkansas/)	521,553		8,595		507,363	5,595	172,825	2,848	5,3
31	Mississippi (/coronavirus/usa/mississippi/)	509,942		10,217		495,127	4,598	171,343	3,433	4,1
32	Nevada (/coronavirus/usa/nevada/)	463,265		7,883		421,417	33,965	150,403	2,559	5,4
33	Kansas (/coronavirus/usa/kansas/)	452,909		6,634		414,889	31,386	155,462	2,277	1,8
34	Connecticut (/coronavirus/usa/connecticut/)	411,311		8,809		387,820	14,682	115,365	2,471	12,1
35	Oregon (/coronavirus/usa/oregon/)	381,842		4,873		329,754	47,215	90,532	1,155	7,8
36	Idaho (/coronavirus/usa/idaho/)	301,841		3,801		131,674	166,366	168,903	2,127	2,2
37	Nebraska (/coronavirus/usa/nebraska/)	299,149		3,085		N/A	N/A	154,646	1,595	4,0
38	New Mexico (/coronavirus/usa/new-mexico/)	298,313		5,215		255,650	37,448	142,269	2,487	5,1
39	West Virginia (/coronavirus/usa/west-virginia/)	285,135		4,698		273,975	6,462	159,102	2,621	4,4
40	Montana (/coronavirus/usa/montana/)	186,802		2,523		177,361	6,918	174,781	2,361	2,1
41	Rhode Island (/coronavirus/usa/rhode-island/)	185,254		2,902		N/A	N/A	174,873	2,739	5,9
42	South Dakota (/coronavirus/usa/south-dakota/)	161,474		2,297		152,514	6,663	182,527	2,596	1,6
43	North Dakota (/coronavirus/usa/north-dakota/)	156,740		1,831		151,485	3,424	205,679	2,403	5
44	New Hampshire (/coronavirus/usa/new-hampshire/)	148,718		1,648		140,160	6,910	109,375	1,212	3,3
45	Delaware (/coronavirus/usa/delaware/)	148,674		2,143		138,801	7,730	152,680	2,201	8
46	Alaska (/coronavirus/usa/alaska/)	141,686		812		98,138	42,736	193,680	1,110	3,4
47	Maine (/coronavirus/usa/maine/)	113,132		1,243		N/A	N/A	84,162	925	3,6



48	(/coronavirus/usa/wyoming/)								
49	Hawaii (/coronavirus/usa/hawaii/)	86,090		985		N/A	N/A	60,804	696 2,6
50	District Of Columbia (/coronavirus/usa/district-of-columbia/)	65,793		1,195		N/A	N/A	93,224	1,693 2,3
51	Vermont (/coronavirus/usa/vermont/)	45,456		398		38,015	7,043	72,847	638 2,4
52	Puerto Rico	186,771		3,259		148,408	35,104	55,144	962 3,0
53	Guam	19,015		260		16,940	1,815		2
54	United States Virgin Islands	7,397		84		7,234	79		2
55	Northern Mariana Islands	183		2		N/A	N/A		
56	American Samoa	4				4	0		
57	US Military	389,319		604		373,646	15,069		
58	Veteran Affairs	376,686		16,538		352,904	7,244		5,5
59	Federal Prisons	56,701		274		N/A	N/A		1
60	Navajo Nation	38,490		1,515		36,113	862		3
61	Grand Princess Ship	122		7		115	0		
62	Wuhan Repatriated	3				3	0		
63	Diamond Princess Ship	46				46	0		
	Total:	48,287,925		787,984		38,260,784	9,239,157	145,884	2,381 727,0

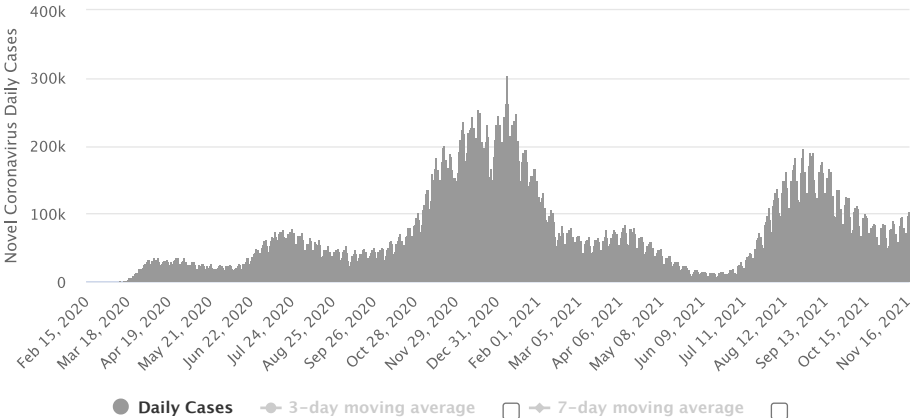
Total Coronavirus Cases in the United States





Daily New Cases

Cases per Day
Data as of 0:00 GMT+0

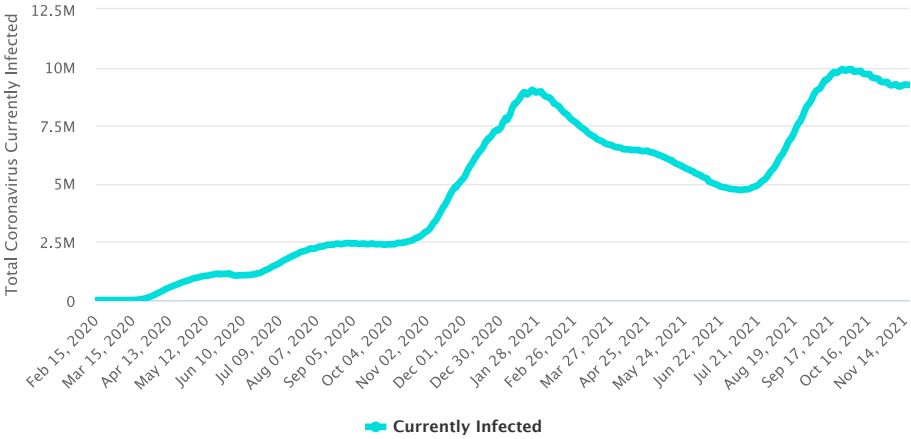


See also: [Daily Deaths Graph](#)

Active Cases in the United States

Active Cases

(Number of Infected People)

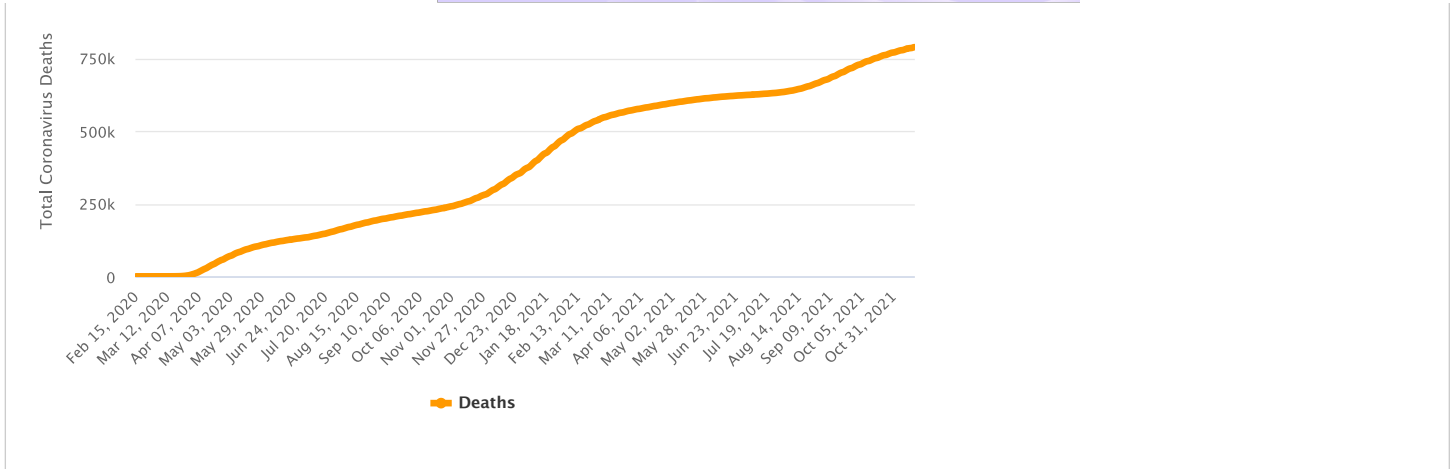


Total Coronavirus Deaths in the United States

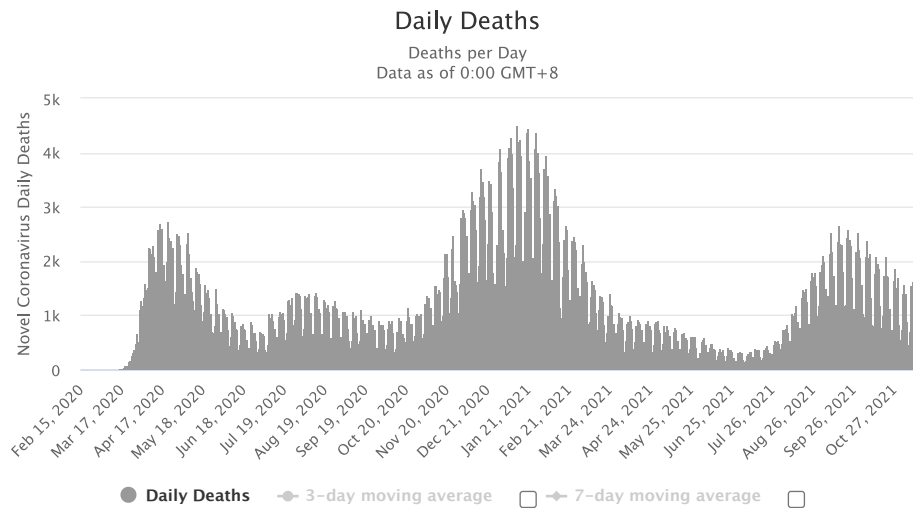
linear

logarithmic





Daily New Deaths in the United States



See also: [Daily Cases Graph](#)

Latest News

November 17 (GMT)

Updates


- 104,702 new cases and 1,416 new deaths in [the United States \(/coronavirus/country/us/\)](#)


November 16

November 15

November 14





[View More News](#) 

Historical account of the initial stages of the epidemic in the United States

Content:

- First 20 cases in the United States
- Progression of first suspected cases
- Timeline of initial events
- Sources for the historical account

First 20 cases in the United States

Information collected on the first 20 domestic cases (not including repatriated cases and Diamond Princess cruise ship evacuee cases) is presented in the table below:

State	Cases	Sex	Age	Date	Case #	Location	Source
Oregon	1			Feb. 29	17 th	Washington C.	
Washington	2			Feb. 29	18, 19 th		
	1	M	30s	Jan. 21	1 st	Snohomish	[7]
Illinois	1			Mar. 1	20 th		
	1	M	60s	Jan. 30	6 th	Chicago	[12]
	1	F	60s	Jan. 24	2 nd	Chicago	[8]
California	2	unkn.	unkn.	Jan. 26	3 rd , 4 th	Orange C., L.A.	[9]
	1	M	adult	Jan. 31	7 th	Santa Clara C.	[17][18]
	1	F	unkn.	Feb. 2	9 th	Santa Clara C.	
	1	M	57	Feb. 2	10 th	San Benito C.	
	1	F	57	Feb. 2	11 th	San Benito C.	
	1		65	Feb. 28	16 th	Santa Clara C.	
	1			Feb. 21	13 th	Humboldt C.	
	1			Feb. 21	14 th	Sacramento C.	
	1			Feb. 26	15 th	[Northern California]	
Massachusetts	1	M	20s	Feb. 1	8 th	Boston	[16]
Arizona	1	unkn.	student	Jan. 26	5 th	Maricopa County	
Wisconsin	1			Feb. 5	12 th	Madison	

Patients Under Investigation (PUI) in the United States

As of Feb. 10:

<i>Number of U.S. States with PUI</i>	<i>36</i>
Positive	12
Negative	318
Pending (specimens awaiting testing)	68
TOTAL	398

As of Feb. 7:

<i>Number of U.S. States with PUI</i>	<i>36</i>
Positive	12
Negative	225
Pending (specimens awaiting testing)	100
TOTAL	337

As of Feb. 5:

<i>Number of U.S. States with PUI</i>	<i>36</i>
Positive	11
Negative	206
Pending (specimens awaiting testing)	76
TOTAL	293

As of Feb. 3:


<i>Number of U.S. States with PUI</i>	<i>36</i>
Positive	11
Negative	167
Pending (specimens awaiting testing)	82
TOTAL	260

As of January 31:

<i>Number of U.S. States with PUI</i>	<i>36</i>
Positive	6
Negative	114
Pending (specimens awaiting testing)	121
TOTAL	241

Previously, as of January 29, there were 92 suspected cases awaiting testing.

<i>Number of U.S. States with PUI</i>	<i>36</i>
Positive	5
Negative	68
Pending (specimens awaiting testing)	92
TOTAL	165



As of Jan. 31, the Wuhan coronavirus is officially a public health emergency in the United States. Alex Azar, secretary of the US Department of Health and Human Services (HHS), announced at a White House press briefing.

- **▲** On Jan. 31, the U.S. Centers for Disease Control and Prevention (CDC) **issued a federal quarantine for 14 days** affecting the 195 American evacuees from Wuhan, China. Starting Sunday, Feb. 2, U.S. citizens, permanent residents and immediate family who have visited China's Hubei province will undergo a **mandatory 14 days quarantine** and, if they have visited other parts of China, they would be screened at airports and asked to self-quarantine for 14 days. The last time the CDC had issued a quarantine was over 50 years ago in the 1960s, for smallpox.
- **▲** President Donald Trump signed an order on Jan. 31 for the U.S. to **deny entry to foreign nationals who traveled to China** within the preceding two weeks, aside from the immediate family of U.S. citizens.
- On Jan. 30, the CDC had confirmed the **first case of person to person transmission in the U.S.:** ^[12] the husband of the Chicago, Illinois case who had returned from Wuhan, China on Jan. 13 and who tested positive for the virus on Jan. 24).
- CDC stated on Jan. 30 that "It is likely there will be more cases of 2019-nCoV reported in the U.S. in the coming days and weeks, including more person-to-person spread."^[12]
- The virus had been confirmed in **5 states**.
- On Jan. 31, **New York City** health officials vehemently denied the rumor regarding a coronavirus case in the city ^[13]. On Feb. 1, however, the city's health commissioner did report that there was a test being performed on a person under 40 who had returned from China, developed matching symptoms, and tested negative to the seasonal flu.
- **Most US patients had recently visited Wuhan.**
- All of the first five U.S. cases were described as **mild**.
- A study on the first US case of novel coronavirus detailed mild symptoms followed by pneumonia (https://www.cnn.com/2020/01/31/health/washington-coronavirus-study-nejm/index.html?utm_term=link&utm_medium=social&utm_content=2020-02-01T00)

U.S. Airlines suspended ALL flights between the U.S. and China

On Friday, January 31, Delta, American and United announced they would temporarily suspend all of their mainland China flights in response to the coronavirus outbreak.^[14]

Prior to this January 31 announcement:

- **UNITED AIRLINES**
on Jan. 28 had announced it would cut 24 flights between the U.S. and China for the first week of February.
- **AMERICAN AIRLINES**
on Jan. 29 had announced it would suspend flights from Los Angeles to Shanghai and Beijing from Feb. 9 through March 27, 2020. It will maintain its flight schedules (10 daily A/R) from Dallas-Fort Worth to Shanghai and Beijing, as well as from Los Angeles and Dallas-Fort Worth to Hong Kong.
- **DELTA**
had not adjusted its schedule of direct flights from the U.S. to China. It is the only airline with direct flights to not take action so far.

The White House was considering issuing a ban on flights between the United States and China, as of late Jan. 28^[11]. Italy has announced on January 31 that it was suspending all flights to and from China following the first 2 cases of coronavirus in Italy.

Travel Alert: Do Not Travel to China

- The U.S. State Department on January 30 issued a **Level 4: Do Not Travel to China Alert** (<https://travel.state.gov/content/travel/en/traveladvisories/traveladvisories/china-travel-advisory.html>) ^[4] (the highest level of alert).
- Previously, on January 29, the advisory was set at a lower "Level 3: Reconsider Travel" advising not to travel to Hubei Province: (Level 4) and reconsider travel to the remainder of China (Level 3).
- The CDC on Jan. 28 issued a Level 3 Warning (<https://wwwnc.cdc.gov/travel/notices/warning/novel-coronavirus-china>), recommending that travelers **avoid all nonessential travel to China** ^[5].

Screening incoming passengers at 20 airports in the U.S.




Below is the complete list of airports where screening for the 2019 Novel Coronavirus (2019-nCoV) is in place.


- Los Angeles International (LAX)
- San Francisco International (SFO)
- Chicago O'Hare
- New York JFK
- Atlanta Hartsfield-Jackson International
- Houston George Bush Intercontinental
- Dallas-Fort Worth International
- San Diego International
- Seattle-Tacoma International
- Honolulu International
- Anchorage Ted Stevens International
- Minneapolis-St. Paul International
- Detroit Metropolitan
- Miami International
- Washington Dulles International
- Philadelphia International
- Newark Liberty International
- Boston Logan International
- El Paso International
- Puerto Rico's San Juan Airport

Sources for the historical account

1. Novel Coronavirus (2019-nCoV) situation reports (<https://www.who.int/emergencies/diseases/novel-coronavirus-2019/situation-reports/>) - World Health Organization (<https://www.who.int/>) (WHO)
2. 2019 Novel Coronavirus (2019-nCoV) in the U.S (<https://www.cdc.gov/coronavirus/2019-ncov/cases-in-us.html>) - U.S. Centers for Disease Control and Prevention (<https://www.cdc.gov/>) (CDC)
3. Symptoms of Novel Coronavirus (2019-nCoV) (<https://www.cdc.gov/coronavirus/2019-ncov/about/symptoms.html>) - CDC
4. China Travel Advisory (<https://travel.state.gov/content/travel/en/traveladvisories/traveladvisories/china-travel-advisory.html>) - U.S. State Department, accessed January 31, 2020.
5. Novel Coronavirus in China - Warning - Level 3, Avoid Nonessential Travel (<https://wwwnc.cdc.gov/travel/notices/warning/novel-coronavirus-china>) - CDC, January 28, 2020.
6. Public Health Screening to Begin at 3 U.S. Airports for 2019 Novel Coronavirus ("2019-nCoV") (<https://www.cdc.gov/media/releases/2020/p0117-coronavirus-screening.html>) - CDC January 17, 2020
7. First Travel-related Case of 2019 Novel Coronavirus Detected in United States (<https://www.cdc.gov/media/releases/2020/p0121-novel-coronavirus-travel-case.html>) - CDC, January 21, 2020
8. Second Travel-related Case of 2019 Novel Coronavirus Detected in United States (<https://www.cdc.gov/media/releases/2020/p0124-second-travel-coronavirus.html>) - CDC, January 24, 2020
9. CDC confirms additional cases of 2019 Novel Coronavirus in United States (<https://www.cdc.gov/media/releases/2020/s0126-coronavirus-new-cases.html>) - CDC, January 26, 2020
10. 2019 Novel Coronavirus (2019-nCoV) in the U.S. (<https://www.cdc.gov/coronavirus/2019-ncov/cases-in-us.html>) - CDC, Updated January 29, 2020



13. NYC Officials Deny Report Of Coronavirus Amid Confusion (<https://www.forbes.com/sites/sergeikobrikov/2020/01/31/nyc-officials-deny-report-of-coronavirus-amid-confusion/#351e47b5652c>) - Forbes, Jan. 31, 2020
14. Delta, American, United to suspend all China mainland flights as coronavirus crisis grows (<https://eu.usatoday.com/story/travel/2020/01/31/coronavirus-china-flight-ban-delta-cuts-all-flights-white-house/4620989002/>) - USA Today, Jan. 31, 2020
15. Secretary Azar Declares Public Health Emergency for United States for 2019 Novel Coronavirus (<https://www.hhs.gov/about/news/2020/01/31/secretary-azar-declares-public-health-emergency-us-2019-novel-coronavirus.html>) - U.S. Department of Health and Human Services (HHS), Jan. 31, 2020
16. Man returning from Wuhan, China is first case of 2019 Novel Coronavirus confirmed in Massachusetts (<https://www.mass.gov/news/man-returning-from-wuhan-china-is-first-case-of-2019-novel-coronavirus-confirmed-in>) - Massachusetts Department of Public Health, Feb. 1, 2020
17. County of Santa Clara Public Health Department Reports First Case of Novel (new) Coronavirus (<https://www.sccgov.org/sites/phd/news/Pages/novel-coronavirus-1-31-2020.aspx>) - Santa Clara County Public Health, Jan. 31, 2020
18. Coronavirus: First case confirmed in Santa Clara County (<https://www.mercurynews.com/2020/01/31/santa-clara-coronavirus/>) - Mercury News, Jan. 31. 2020







worldometer (/)

[about \(/about/\)](#) | [faq \(/faq/\)](#) | [languages \(/languages/\)](#) | [contact \(/contact/\)](#) | [report coronavirus cases \(/report_us/\)](#)



[\(/newsletter-subscribe/\)](#)



[\(/https://twitter.com/Worldometers\)](https://twitter.com/Worldometers)



[\(/https://www.facebook.com/Worldometers.info\)](https://www.facebook.com/Worldometers.info)

© Copyright Worldometers.info - All rights reserved - Disclaimer & Privacy Policy (/disclaimer/)

